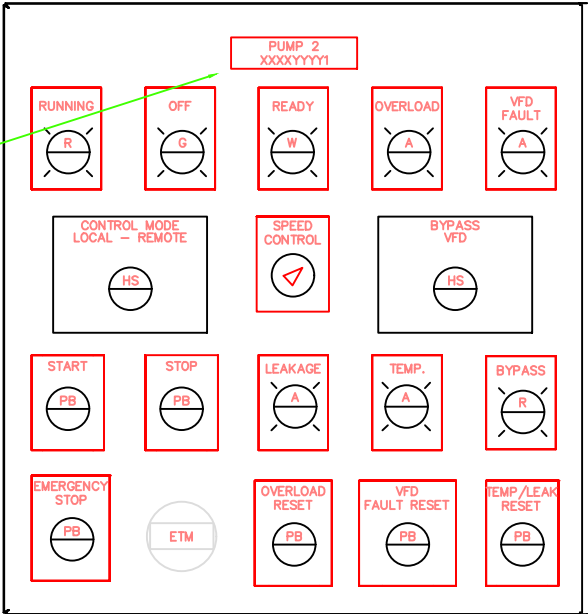
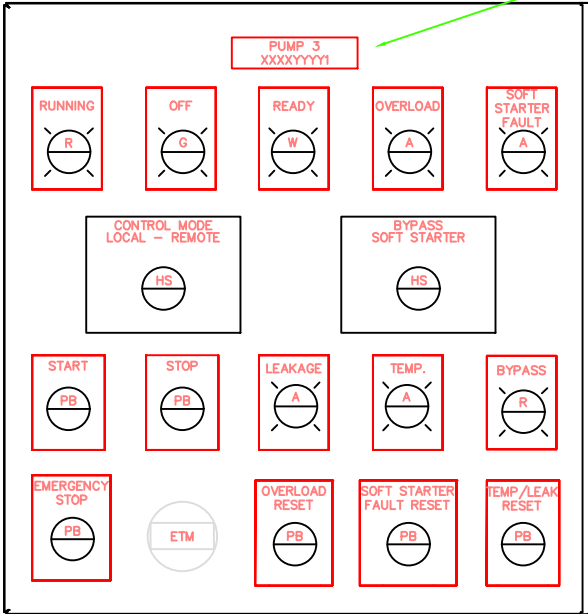


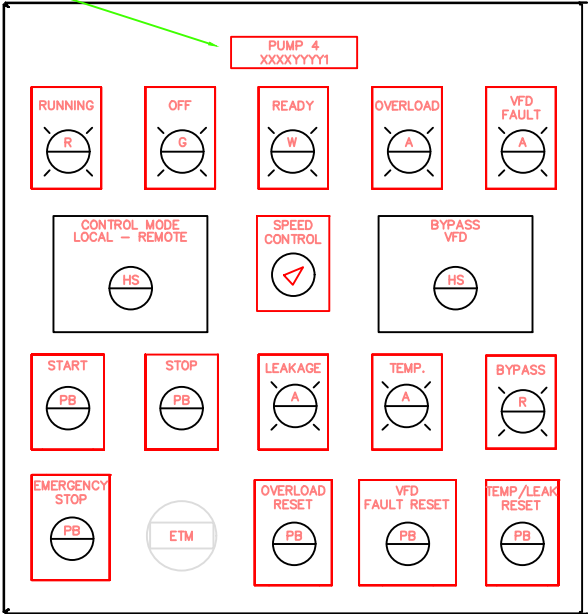
PUMP 1 DOOR LAYOUT



PUMP 2 DOOR LAYOUT



PUMP 3 DOOR LAYOUT



PUMP 4 DOOR LAYOUT

NOTES:

THESE DRAWINGS ARE TEMPLATE DRAWINGS

- REMOVE THIS NOTE AS PART OF THE DESIGN PROCESS.
- MODIFY THIS DRAWING AS DIRECTED IN THE SCADA STANDARDS.
- ADD ADDITIONAL DETAILS AS REQUIRED TO MEET THE PROJECT SPECIAL REQUIREMENTS.
- WHEN THE CONSULTANT DEVIATES FROM THIS TEMPLATE THEY ARE REQUIRED TO NOTIFY HALTON REGION THROUGH THE USE OF THE STANDARDS DEVIATION MEMO.
- FUSED TERMINAL BLOCKS AND CIRCUIT BREAKERS TO BE SIZED APPROPRIATELY.
- SHOW ADDITIONAL RIO RACKS (UP TO A MAXIMUM OF 2) ONLY IF NECESSARY BASED ON DESIGN REQUIREMENTS.
- THE CONSULTANT IS TO SPECIFY SIGNAL ISOLATORS WHERE REQUIRED. FOLLOW MANUFACTURERS' SPECIFICATIONS FOR GROUNDING OF SHIELDS.

NO	Date	By	REVISIONS	MANU/CAD
Design	---	Ch'kd	---	Date
Drawn	---	Ch'kd	---	
Scale	N.T.S.			References

Field Notes

Stamp

Regional

ACCEPTED FOR CONSTRUCTION OF REGIONAL INFRASTRUCTURE

REVIEWED FOR COMPLIANCE WITH REGIONAL STANDARDS ONLY.

Director, Water & Wastewater Treatment

Manager, Plant Capital & Engineering

TITLE REGIONAL MUNICIPALITY OF HALTON CONSULTANT PROJECT TITLE

PUMP 1,2,3,4 DOOR LAYOUT

Consultant File N°

Regional Drawing N°

CONTRACT N°

Drawing N° E906

SHEET XX OF XX